

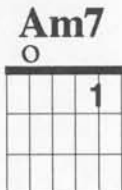







# Bass/Tier Combinations

Now we'll add in the 5th-string bass, and try a new chord progression. We'll practice it twice, once in the Higher Tier and once in the Lower Tier, resulting in four "Bass/Tier" combinations. Notice that we're holding the bare minimum of notes according to which tier we are assigned.

**Higher Tier**





<b>C</b> 	<i>Higher Tier</i>	<b>C/B</b> 	<b>Am7</b> 	<b>C/G</b> 
5 Bass		5 Bass	5 Bass	6 Bass

a a	a a	a a	a a	a a
i m	i m	i m	i m	i m
p p	p p	p p	p p	p p
1 + 2 + 3 + 4 +	1 + 2 + 3 + 4 +	1 + 2 + 3 + 4 +	1 + 2 + 3 + 4 +	1 + 2 + 3 + 4 +





<b>Fma7</b> 	<b>D9/F#</b> 	<b>C/G</b> 	<b>G7</b> 
6 Bass	6 Bass	6 Bass	6 Bass

a a	a a	a a	a a
i m	i m	i m	i m
p p	p p	p p	p p
1 + 2 + 3 + 4 +	1 + 2 + 3 + 4 +	1 + 2 + 3 + 4 +	1 + 2 + 3 + 4 +

**Lower Tier**

<b>C</b> 	<i>Lower Tier</i>	<b>C/B</b> 	<b>Am7</b> 	<b>C/G</b> 
5 Bass		5 Bass	5 Bass	6 Bass

a a	a a	a a	a a
i m	i m	i m	i m
p p	p p	p p	p p
1 + 2 + 3 + 4 +	1 + 2 + 3 + 4 +	1 + 2 + 3 + 4 +	1 + 2 + 3 + 4 +

<b>F</b> 	<b>D9/F#</b> 	<b>C/G</b> 	<b>G</b> 
6 Bass	6 Bass	6 Bass	6 Bass

a a	a a	a a	a a
i m	i m	i m	i m
p p	p p	p p	p p
1 + 2 + 3 + 4 +	1 + 2 + 3 + 4 +	1 + 2 + 3 + 4 +	1 + 2 + 3 + 4 +